

**STANDARD
& POOR'S**

Illinois School District Liquid Asset Fund Plus - Liquid Class



Principal Stability Fund Ratings Definitions

AAAm Safety is excellent. Superior capacity to maintain principal value and limit exposure to loss.

AAm Safety is very good. Strong capacity to maintain principal value and limit exposure to loss.

Am Safety is good. Sound capacity to maintain principal value and limit exposure to loss.

BBBm Safety is fair. Adequate capacity to maintain principal value and limit exposure to loss.

BBm Safety is uncertain. Vulnerable to loss of principal value.

Bm Safety is limited. Very vulnerable to loss of principal value.

CCCm Extremely vulnerable to loss of principal value.

Dm Fund has failed to maintain principal value; realized or unrealized losses exceed 0.5% of net asset value.

G The letter 'G' follows the rating symbol when a fund's portfolio consists primarily of direct U.S. government securities.

Plus (+) or Minus (-) Ratings may be modified to show relative standing within the rating categories.

About the Fund

Fund Rating	AAAm
Fund Type	Stable NAV Government Investment Pool
Investment Adviser	Prudent Man Advisors, Inc
Portfolio Manager	Scott Cabalka (Since 2005)
Date Rating Assigned	November 1997
Custodian	Harris National Association
Distributor	PMA Securities, Inc.

Rationale

Standard & Poor's has assigned its 'AAAm' rating to the Illinois School District Liquid Asset Fund Plus - Liquid Class. The rating is based on Standard & Poor's analysis of the pool's credit quality, market price exposure, and management. The rating signifies an extremely strong capacity to maintain principal stability and to limit exposure to principal losses due to credit, market, and/or liquidity risks.

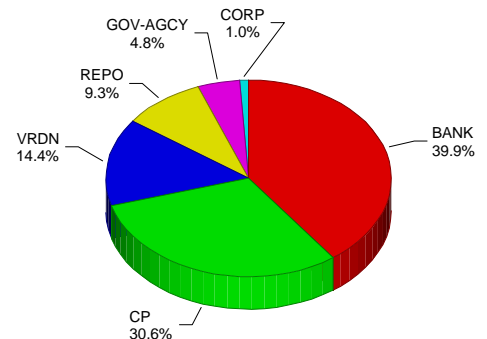
Overview

Illinois School District Liquid Asset Fund Plus (ISDLAFP) is a common law trust organized and existing under the laws of the State of Illinois. The trust offers the following series and programs to its participants: Multi-Class Series (the Liquid and Max class), and the Fixed Investment Program. Standard & Poor's has assigned 'AAAm' ratings to the Liquid Class and Max Class of the Multi-Class Series. The general objective of the trust is to provide a competitive yield for the participants while maintaining liquidity and preserving capital. The Fund is designed as a comprehensive Cash Management Program exclusively for Illinois public school entities.

Management

As of October 1, 2002 the Trustees of the fund appointed PMA Financial Network, Inc. ('PMA') to head a team providing administrative, investment advisory and marketing services to the fund. PMA, an Illinois corporation established in 1984, together with its affiliates, provides fixed income investments to Illinois schools and municipalities. PMA will handle the administrative services, and PMA Securities, Inc., an affiliate of PMA, will act as distributor for the fund's shares. As of October 2005, they

Portfolio Composition as of September 28, 2006



BANK - Bank Deposits; CP - Commercial Paper; VRDN - Taxable Variable Rate Demand Note; REPO - Repurchase Agreement; GOV-AGCY - Agency and Government; CORP - Corporate

retained Voyager Asset Management Inc. (VAM), a wholly-owned subsidiary of RBC Dain Rauscher Corp., as subadvisor to handle the day-to-day investment advisory services. In addition to the ISDLAFP, VAM also manages other S&P 'AAAm' rated taxable money market pools.

PMA has teamed with Illinois Association of School Business Officials (IASBO) to provide distribution and marketing services, and has retained Harris Trust & Savings Bank as custodian.

Portfolio Assets

In order to meet its investment objective, the Illinois School District Liquid Asset Fund Plus - Liquid Class invests in high-quality short-term debt instruments such as U.S. government securities and agency obligations, commercial paper, bank obligations, certificates of deposit, corporate notes (both fixed and floating), variable rate demand obligations, and overcollateralized repurchase agreements with high rated counterparties.

In order to minimize fluctuations in the pool's net asset value and provide liquidity to its participants, the weighted average maturity of the portfolio is managed at 60 days or less.

Standard & Poor's Analyst:

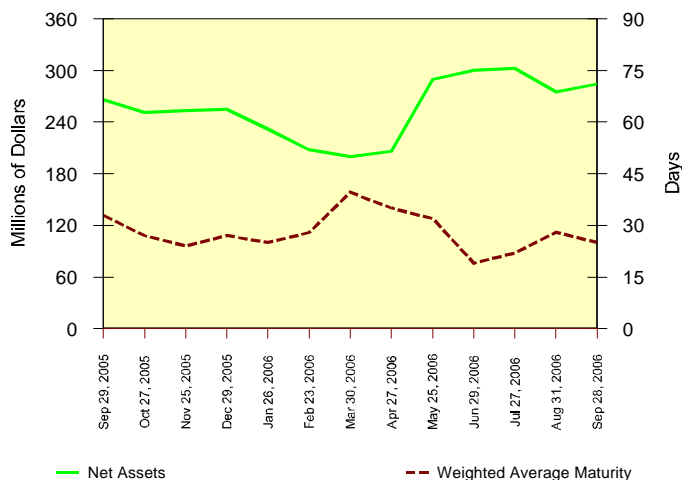
Peter Rizzo - (1) 212-438-5059
www.standardandpoors.com

Data Bank as of September 28, 2006

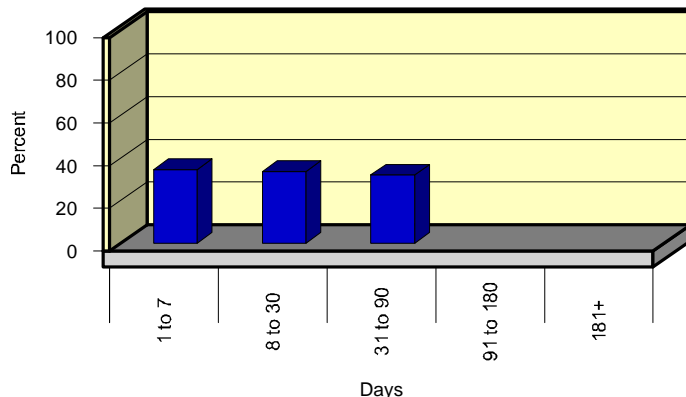
Net Asset Value per Share.....	\$1.00
Weighted Average Maturity.....	25 days
Net Assets (millions).....	\$284.36

7 Day Yield.....	4.98%
30 Day Yield.....	4.92%
Inception Date.....	March 1994

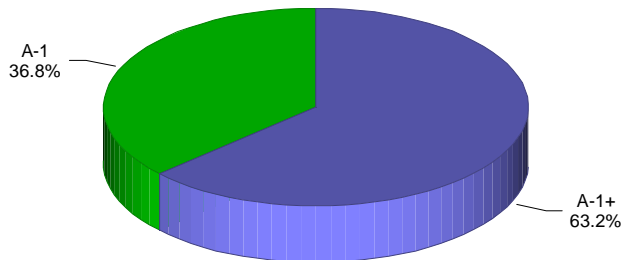
Net Assets and Weighted Average Maturity (WAM)



Portfolio Maturity Distribution as of September 28, 2006

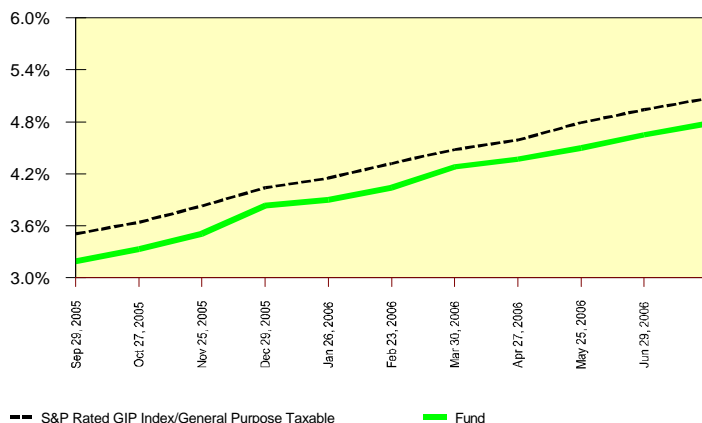


Portfolio Credit Quality as of September 28, 2006 *



*As assessed by Standard & Poor's

Portfolio 7 Day Yield Comparison *



*S&P Money Fund Indices are calculated weekly by iMoneyNet, Inc., and are comprised of funds rated or assessed by S&P to within the specific rating categories. The S&P Rated GIP Indices are calculated weekly by S&P and are comprised of 'AAAm' and 'AAm' government investment pools.

Principal Stability Rating Approach and Criteria

Principal Stability Fund Rating, also known as a Money Market Rating, is a current opinion of a fund's capacity to maintain stable principal or net asset value. When assigning a Principal Stability rating to a fund, Standard & Poor's focuses on the creditworthiness of a fund's investments and counterparties, the market price exposure of its investments, sufficiency of the fund's portfolio liquidity, and management's ability and policies to maintain the fund's stable net asset value by limiting exposure to loss. Ratings are not commentaries on yield levels.

Standard & Poor's rates money market funds upon request and agreement by fund management to provide necessary information on a timely basis. A money market fund rating evaluates:

Credit risk: credit quality, types, and diversity of portfolio investment;

Market price exposure: degree of liquidity of investments, distribution and average length of maturities, and volatility of portfolio cash flows;

Management: philosophy, operating policies and procedures.

Fund portfolios are monitored weekly for developments that could cause changes in the ratings. Rating decisions are based on periodic meetings with senior fund executives and public information.

All of the views expressed in this research report accurately reflect our committee's views regarding any and all of the subject securities or issuers. No part of the committee's compensation was, is or will be, directly or indirectly, related to the specific recommendations or views expressed in this research report.

Copyright © 2006 Standard & Poor's, a division of The McGraw-Hill Companies. All rights reserved.

Analytic services provided by Standard & Poor's Ratings Services ("Ratings Services") are the result of separate activities designed to preserve the independence and objectivity of ratings opinions. The credit ratings and observations contained herein are solely statements of opinion and not statements of fact or recommendations to purchase, hold, or sell any securities or make any other investment decisions. Accordingly, any user of the information contained herein should not rely on any credit rating or other opinion contained herein in making any investment decision. Ratings are based on information received by Ratings Services. Other divisions of Standard & Poor's may have information that is not available to Ratings Services.

Ratings Services receives compensation for its ratings. Such compensation is normally paid either by the issuers of such securities or third parties participating in marketing the securities. While Standard & Poor's reserves the right to disseminate the rating, it receives no payment for doing so, except for subscriptions to its publications. Additional information about our ratings fees is available at www.standardandpoors.com/usratingsfees.

Standard & Poor's is neither associated nor affiliated with the fund. The information in this report has been obtained by Standard & Poor's from sources believed by it to be reliable at the time the report is published. The information in this report, however, may be inaccurate or incomplete due to the possibility of human, mechanical, or other error by Standard & Poor's, its sources or others, or the information in this report may become inaccurate or incomplete due to the passage of time. Standard & Poor's has no obligation to keep or to make the information in this report current, and it does not guarantee the accuracy, adequacy, or completeness of any information in this report.

Permissions: To reprint, translate, or quote Standard & Poor's publications, contact: Client Services, 55 Water Street, New York, NY 10041; (1) 212-438-9823; or by email to: research_request@standardandpoors.com.